

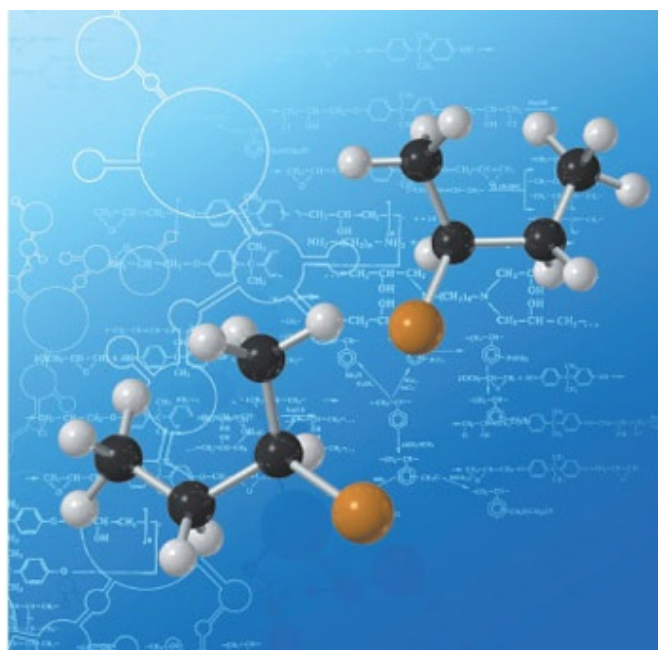
This article is part of the

# Organocatalysis

web themed issue

Guest editors: Professors Keiji Maruoka, Hisashi Yamamoto, Liu-Zhu Gong and Benjamin List

All articles in this issue will be gathered together online at  
[www.rsc.org/organocatalysis](http://www.rsc.org/organocatalysis)



## Squaramide-catalyzed enantioselective Michael addition of malononitrile to chalcones†

Wen Yang, Yang Jia and Da-Ming Du\*

Received 31st July 2011, Accepted 28th September 2011

DOI: 10.1039/c1ob06302b

A highly enantioselective Michael addition of malononitrile to chalcones catalyzed by a chiral quinine-derived squaramide catalyst has been developed. This organocatalytic reaction at a very low catalyst loading (0.5 mol%) led to chiral  $\gamma$ -cyano carbonyl compounds in good yields with high enantioselectivities (up to 96% ee) under mild reaction conditions.

## Introduction

The conjugate addition of carboanion nucleophiles to electron-deficient olefins is one of the fundamental carbon-carbon bond forming reactions in organic synthesis, and it is also a powerful tool for the construction of highly functionalized carbon skeletons.<sup>1,2</sup> Malononitrile is a valuable source of stabilized carboanion due to the strong electron-withdrawing property of the nitrile group and its facile transformations to other useful functional groups.<sup>3</sup> However, studies on the asymmetric Michael addition employing malononitrile are currently limited.<sup>4,5</sup> In this context, we were intrigued to develop an organocatalytic asymmetric Michael addition of malononitrile to chalcones. To date, only a few efficient catalytic enantioselective methods to perform this reaction are reported.<sup>5</sup> Wang first reported the asymmetric Michael addition of malononitrile to *trans*-chalcone catalyzed by cinchona-derived thiourea to give the product in 77% yield with 88% ee.<sup>5a</sup> Recently, Feng and co-workers developed an efficient quinine-Al(O<sup>i</sup>Pr)<sub>3</sub> complex catalytic system to promote this reaction with high yields and good enantioselectivities.<sup>5b</sup> Lattanzi and co-workers employed quinine as an efficient catalyst to achieve good results.<sup>5c</sup> More recently, Lattanzi reported  $\alpha,\alpha$ -L-diaryl prolinols as promoters, even though the enantioselectivities obtained were not ideal.<sup>5d</sup> Despite these successes, the development of efficient catalytic systems in pursuit of excellent enantioselectivity, low catalyst loading, and mild reaction conditions is still challenging and in great demand.

Chiral squaramide is a novel type of good hydrogen bond donor.<sup>6,7</sup> In 2008, Rawal first developed a chiral squaramide derivative to promote the Michael addition of 1,3-dicarbonyl compounds to nitroalkenes.<sup>7a</sup> After the pioneering report, a series of chiral squaramide organocatalysts were developed and successfully applied in various asymmetric reactions,<sup>7</sup> including asymmet-

ric Michael addition,<sup>7a-h</sup> Friedel-Crafts reaction,<sup>7i</sup>  $\alpha$ -amination of 1,3-dicarbonyl compounds,<sup>7j</sup> Morita-Baylis-Hillman reaction,<sup>7k</sup> and Aldol reaction.<sup>7l</sup> Recently, our group also reported chiral squaramide-catalyzed asymmetric reactions.<sup>7e,g</sup> Herein, we would like to describe the highly enantioselective Michael addition of malononitrile to chalcones catalyzed by chiral squaramide organocatalysts.

## Results and discussion

Initially, the reaction of *trans*-chalcone **1a** with malononitrile **2** was carried out in the presence of squaramide catalyst **I** (10% mol) at room temperature, and the desired product **3a** was obtained in 75% yield with 33% ee. In order to identify a more efficient catalyst, we prepared a series of chiral squaramide organocatalysts **I-VIII** (Fig. 1) and performed a systematic catalyst screening. When

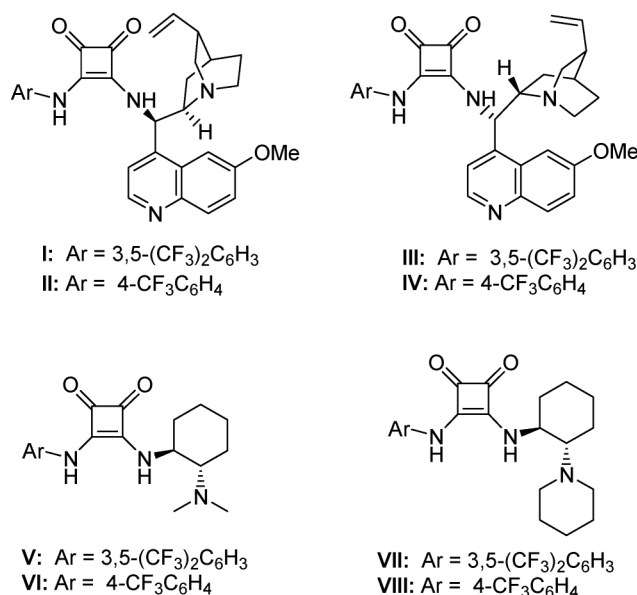
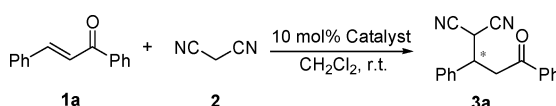


Fig. 1 Screened squaramide catalysts.

School of Chemical Engineering and Environment, Beijing Institute of Technology, Beijing, 100081, People's Republic of China. E-mail: dudm@bit.edu.cn; Tel: +86 10 68914985

† Electronic supplementary information (ESI) available: <sup>1</sup>H and <sup>13</sup>C NMR spectra of Michael addition compounds, and HPLC chromatographs. See DOI: 10.1039/c1ob06302b

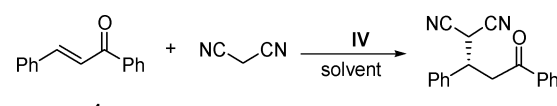
**Table 1** Screening of organocatalysts for the asymmetric Michael addition of malononitrile to *trans*-chalcone<sup>a</sup>


Entry	Catalyst	Yield <sup>b</sup> (%)	ee <sup>c</sup> (%)	Config.
1	<b>I</b>	75	33	<i>R</i>
2	<b>II</b>	83	59	<i>R</i>
3	<b>III</b>	73	82	<i>S</i>
4	<b>IV</b>	78	86	<i>S</i>
5	<b>V</b>	82	81	<i>S</i>
6	<b>VI</b>	80	79	<i>S</i>
7	<b>VII</b>	68	81	<i>S</i>
8	<b>VIII</b>	74	79	<i>S</i>

<sup>a</sup> Unless noted otherwise, reactions were carried out with *trans*-chalcone **1a** (0.20 mmol) and malononitrile (0.24 mmol) in CH<sub>2</sub>Cl<sub>2</sub> (0.5 mL) at room temperature for 24 h. <sup>b</sup> Isolated yields after column chromatography purification. <sup>c</sup> Determined by chiral HPLC.

quinidine-derived squaramide catalyst **II** with *para*-CF<sub>3</sub> group was used, an obvious increase in the enantioselectivity (59% ee) was observed. To our delight, quinine-derived squaramides **III** and **IV** afforded the corresponding products with the opposite configuration in good yields with significantly higher enantioselectivities (82 and 86% ee, respectively). Squaramide catalysts **V–VIII** derived from chiral cyclohexane-1,2-diamine were also tested, but no better results were obtained (Table 1, entries 5–8). Therefore, squaramide **IV** was selected as the best catalyst for further optimization.

With squaramide **IV** as the optimal catalyst, a simple solvent screening was first carried out. The screening results were shown in Table 2. Variation of the solvents had a pronounced effect on the yields and enantioselectivities. The use of THF and toluene led to an obvious decrease in the yields and enantioselectivities (entries 2 and 3), while the polar solvent MeOH gave almost racemic product in excellent yield (entry 4). Other chlorinated solvents were also screened, and the best result (76% yield, 88% ee) was obtained in CHCl<sub>3</sub> (entries 5 and 6). Subsequently, the effects of temperature and substrate concentration were investigated. Neither heating nor cooling the reaction gave a better result (entries 7 and 8). Variation of substrate concentration affected the enantioselectivity slightly (entries 9 and 10). Finally, the effect of catalyst loading was investigated. Interestingly, the yield and enantioselectivity were slightly improved with a reduced catalyst loading from 10 to 0.5 mol% (entries 1 and 11–13). When the catalyst loading was reduced to 0.2 mol%, the adduct was obtained with high enantioselectivity but in low yield (entry 14). The phenomena of increased enantioselectivity with decreased catalyst loading may be ascribed to the decreased self-association of this type of catalyst, as it is known that urea and thiourea based organocatalysts can form hydrogen-bonded dimers or aggregates, resulting in the dependency of enantioselectivity on the concentration.<sup>8</sup> For comparison, a simple catalyst, quinine, was investigated under identical or similar conditions, with toluene as the best solvent, and inferior results were obtained (entries 15 and 16). The results show the superiority of the squaramide-modified quinine catalyst in a low catalyst loading.

**Table 2** Optimization of reaction conditions for the asymmetric Michael addition of malononitrile to *trans*-chalcone<sup>a</sup>


Entry	Solvent	Loading (mol%)	Yield <sup>b</sup> (%)	ee <sup>c</sup> (%)
1	CH <sub>2</sub> Cl <sub>2</sub>	10	78	86
2	THF	10	44	61
3	Toluene	10	37	61
4	MeOH	10	95	2
5	CH <sub>2</sub> ClCH <sub>2</sub> Cl	10	68	74
6	CHCl <sub>3</sub>	10	76	88
7 <sup>d</sup>	CHCl <sub>3</sub>	10	87	76
8 <sup>e</sup>	CHCl <sub>3</sub>	10	50	86
9 <sup>f</sup>	CHCl <sub>3</sub>	10	79	85
10 <sup>g</sup>	CHCl <sub>3</sub>	10	58	89
11	CHCl <sub>3</sub>	5	79	89
12	CHCl <sub>3</sub>	1	82	89
13	CHCl <sub>3</sub>	0.5	82	90
14	CHCl <sub>3</sub>	0.2	39	91
15 <sup>h</sup>	CHCl <sub>3</sub>	0.5	67	73
16 <sup>h</sup>	Toluene	0.5	74	80

<sup>a</sup> Unless noted otherwise, reactions were carried out with *trans*-chalcone **1a** (0.20 mmol) and malononitrile **2** (0.24 mmol) in the solvent (0.5 mL) at room temperature for 24 h. <sup>b</sup> Isolated yields after column chromatography purification. <sup>c</sup> Determined by chiral HPLC. <sup>d</sup> Reaction was performed at 60 °C for 12 h. <sup>e</sup> Reaction was performed at 0 °C for 96 h. <sup>f</sup> 0.25 mL of CHCl<sub>3</sub> was used. <sup>g</sup> 1.0 mL of CHCl<sub>3</sub> was used. <sup>h</sup> Quinine was used as the catalyst.

With the optimal reaction conditions established, we explored the scope of this asymmetric Michael addition. The results are shown in Table 3. The position and the electronic property of substituent on the aromatic ring have a very limited effect on the enantioselectivity. A wide array of chalcones bearing electron-withdrawing or electron-donating substitutions reacted smoothly with malononitrile **2** to afford the corresponding adducts with good to high enantioselectivities (entries 2–16). The electronic property of substituent has a certain effect on the yield. Generally, those substrates with electron-withdrawing groups gave high yields, and moderate to good yields were achieved for electron-rich substrates. Other chalcone analogues were also tested in the reaction. When substrate **1q** derived from 1-naphthaldehyde was used as an acceptor, good yield and high enantioselectivity (74% yield, 89% ee) were obtained (entry 17). Substrate **1r** with a furan ring gave moderate yield and good enantioselectivity (54% yield, 83% ee) after a prolonged time (entry 18). Aliphatic enones **1s** and **1t** were proved to be viable substrates to give the corresponding products with good enantioselectivities, even though they exhibited low reactivity (entries 19 and 20).

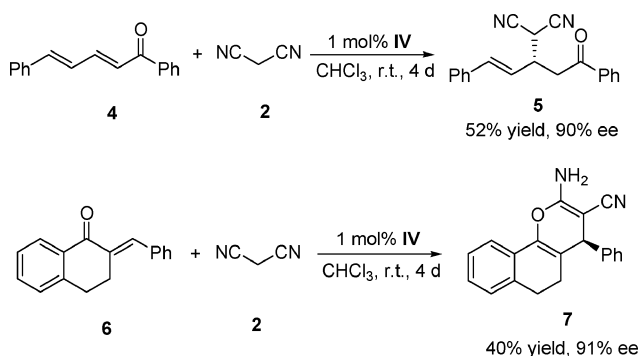
Further substrate scope was investigated as shown in Scheme 1. (*2E,4E*)-1,5-Diphenylpenta-2,4-dien-1-one **4** reacted with malononitrile **2** to afford the 1,4-addition product **5** in moderate yield with high enantioselectivity. 1-Phenyl-2-buten-1-one as a substrate was also investigated, but no reaction occurred. Inspired by Wang's recent report,<sup>9</sup> the reaction of (*E*)-2-benzylidene-3,4-dihydronaphthalen-1(*2H*)-one **6** and malononitrile **2** was carried out with 1 mol% **IV**, and the cascade Michael–oxa-Michael–tautomerization process occurred to give the corresponding product **7** in moderate yield with high enantioselectivity. To further

Further substrate scope was investigated as shown in Scheme 1. (*2E,4E*)-1,5-Diphenylpenta-2,4-dien-1-one **4** reacted with malononitrile **2** to afford the 1,4-addition product **5** in moderate yield with high enantioselectivity. 1-Phenyl-2-buten-1-one as a substrate was also investigated, but no reaction occurred. Inspired by Wang's recent report,<sup>9</sup> the reaction of (*E*)-2-benzylidene-3,4-dihydronaphthalen-1(*2H*)-one **6** and malononitrile **2** was carried out with 1 mol% **IV**, and the cascade Michael–oxa-Michael–tautomerization process occurred to give the corresponding product **7** in moderate yield with high enantioselectivity. To further

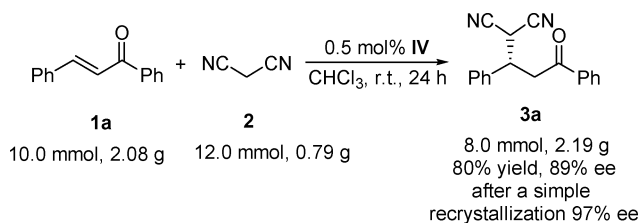
**Table 3** Scope of the asymmetric Michael addition of malononitrile to *trans*-chalcones and other enones<sup>a</sup>

Entry	R <sup>1</sup>	R <sup>2</sup>	Product	Yield <sup>b</sup> (%)	ee <sup>c</sup> (%)
1	C <sub>6</sub> H <sub>5</sub>	C <sub>6</sub> H <sub>5</sub>	<b>3a</b>	82	90 ( <i>S</i> ) <sup>d</sup>
2	4-FC <sub>6</sub> H <sub>4</sub>	C <sub>6</sub> H <sub>5</sub>	<b>3b</b>	77	96
3	4-ClC <sub>6</sub> H <sub>4</sub>	C <sub>6</sub> H <sub>5</sub>	<b>3c</b>	83	91
4	2-ClC <sub>6</sub> H <sub>4</sub>	C <sub>6</sub> H <sub>5</sub>	<b>3d</b>	91	80
5	2,4-Cl <sub>2</sub> C <sub>6</sub> H <sub>3</sub>	C <sub>6</sub> H <sub>5</sub>	<b>3e</b>	96	86
6	4-BrC <sub>6</sub> H <sub>4</sub>	C <sub>6</sub> H <sub>5</sub>	<b>3f</b>	91	91
7	3-BrC <sub>6</sub> H <sub>4</sub>	C <sub>6</sub> H <sub>5</sub>	<b>3g</b>	94	88
8	4-MeC <sub>6</sub> H <sub>4</sub>	C <sub>6</sub> H <sub>5</sub>	<b>3h</b>	79	90
9	4-OMeC <sub>6</sub> H <sub>4</sub>	C <sub>6</sub> H <sub>5</sub>	<b>3i</b>	50	90
10	2-OMeC <sub>6</sub> H <sub>4</sub>	C <sub>6</sub> H <sub>5</sub>	<b>3j</b>	70	89
11	C <sub>6</sub> H <sub>5</sub>	4-FC <sub>6</sub> H <sub>4</sub>	<b>3k</b>	79	89
12	C <sub>6</sub> H <sub>5</sub>	4-ClC <sub>6</sub> H <sub>4</sub>	<b>3l</b>	90	89
13	C <sub>6</sub> H <sub>5</sub>	4-BrC <sub>6</sub> H <sub>4</sub>	<b>3m</b>	88	90
14	C <sub>6</sub> H <sub>5</sub>	4-OMeC <sub>6</sub> H <sub>4</sub>	<b>3n</b>	60	91
15	4-MeC <sub>6</sub> H <sub>4</sub>	4-MeC <sub>6</sub> H <sub>4</sub>	<b>3o</b>	71	92
16	4-ClC <sub>6</sub> H <sub>4</sub>	4-ClC <sub>6</sub> H <sub>4</sub>	<b>3p</b>	92	88
17	1-Naphthyl	C <sub>6</sub> H <sub>5</sub>	<b>3q</b>	74	89
18 <sup>e</sup>	2-Furyl	C <sub>6</sub> H <sub>5</sub>	<b>3r</b>	54	83
19 <sup>e</sup>	Cyclohexyl	C <sub>6</sub> H <sub>5</sub>	<b>3s</b>	23	86
20 <sup>e</sup>	<sup>t</sup> Bu	C <sub>6</sub> H <sub>5</sub>	<b>3t</b>	35	88

<sup>a</sup> Unless noted otherwise, reactions were carried out with *trans*-chalcones **1** (0.20 mmol) and malononitrile **2** (0.24 mmol) in CHCl<sub>3</sub> (0.5 mL) at room temperature for 24 h. <sup>b</sup> Isolated yields after column chromatography purification. <sup>c</sup> Determined by chiral HPLC. <sup>d</sup> Absolute configuration was determined by comparison of the optical rotation with literature data.<sup>5b,c,10</sup> <sup>e</sup> Reaction was performed for 48 h.

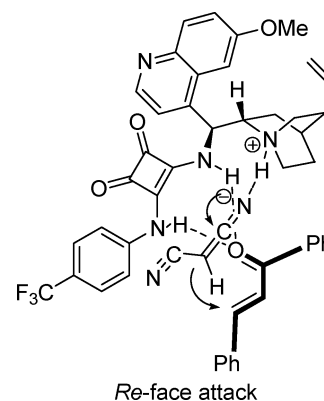
**Scheme 1** Further investigation of substrate scope.

evaluate the synthetic potential of the catalytic system, the gram-scale preparation of **3a** was performed. As shown in Scheme 2, the catalytic reaction was readily gram-scaled without significant

**Scheme 2** The gram-scale preparation of **3a**.

changes in yield or enantioselectivity, and the adduct **3a** with 97% ee was obtained after a simple recrystallization.

Based on the absolute configuration of the adduct **3a**, a possible transition-state model for the catalytic reaction of chalcone **1a** and malononitrile **2** is hypothesized and shown in Fig. 2. The chiral squaramide **IV** may act as a bifunctional catalyst. Malononitrile **2** is deprotonated by the basic nitrogen atom of the tertiary amine. Meanwhile, the squaramide moiety as a Brønsted acid activates chalcone **1a** through double hydrogen bonding. The deprotonated malononitrile attacks the activated chalcone from the *Re*-face to afford the *S*-configured product, which is consistent with the observed result.

**Fig. 2** Proposed transition state model.

## Conclusions

In summary, we have developed a squaramide-catalyzed highly enantioselective Michael addition of malononitrile to chalcones. This catalytic reaction at a very low catalyst loading (0.5 mol%) was effective to give the Michael adducts with high yields and good enantioselectivities (up to 96% ee) under mild reaction conditions. Moreover, this catalytic reaction was readily gram-scaled without significant changes in yield or enantioselectivity. Further studies on asymmetric reactions catalyzed by squaramides are underway in our laboratory.

## Experimental

### General methods

Commercially available compounds were used without further purification, unless otherwise stated. Column chromatography was carried out with silica gel (200–300 mesh). Melting points were measured with a XT-4 melting point apparatus without correction. <sup>1</sup>H NMR spectra were recorded with a Varian Mercury-plus 400 MHz spectrometer. Chemical shifts were reported in ppm with the internal TMS signal at 0.0 ppm as a standard. The data are reported as follows: chemical shift (ppm), and multiplicity (s = singlet, d = doublet, t = triplet, q = quartet, m = multiplet or unresolved, br s = broad singlet), coupling constant(s) in Hz, integration assignment. <sup>13</sup>C NMR spectra were recorded at 100 MHz. Chemical shifts are reported in ppm with the internal chloroform signal at 77.0 ppm as a standard. Infrared spectra were obtained with a Perkin Elmer Spectrum One spectrometer. The ESI-MS



spectra were obtained with a Bruker APEX IV mass spectrometer or a Varian MS-500 mass spectrometer. Optical rotations were measured with Krüss P8000 or WZZ-3 polarimeter at the indicated concentration with units g/100 mL. The enantiomeric excesses of the products were determined by chiral HPLC using an Agilent 1200 LC instrument with a Daicel Chiralpak IA or AS-H column. The absolute configurations of the known adducts were assigned by HPLC and optical rotation comparisons with the reported data,<sup>5b,c,10</sup> and those of other adducts were assigned by analogy.

### Preparation of squaramide organocatalysts I–VIII

The squaramide organocatalysts I–VIII were prepared following the reported procedures.<sup>7e,g</sup>

### General procedure for the enantioselective Michael addition reaction

Organocatalyst IV (11.3 mg, 0.02 mmol) was added to chloroform to afford the solution of catalyst IV (10.0 mL, 2.0 mmol L<sup>-1</sup>). To a solution of *trans*-chalcones 1 (0.20 mmol) in the above catalyst IV solution (0.5 mL, 0.001 mmol, 0.5 mol% catalyst) was added malononitrile 2 (15.9 mg, 0.24 mmol). The reaction mixture was stirred at room temperature for 24 h. Then the mixture was directly purified by silica gel column chromatography (ethyl acetate–petroleum ether 1 : 15) to give the corresponding adducts 3.

**(S)-2-(3-Oxo-1,3-diphenylpropyl)malononitrile (3a).** Compound 3a was obtained according to the general procedure as a white solid (44.7 mg, 82% yield); mp 109–111 °C. Enantiomeric excess was determined by HPLC with a Chiralpak IA column (*n*-hexane–2-propanol 90 : 10, flow rate 1.0 mL min<sup>-1</sup>, detection at 254 nm), minor enantiomer *t*<sub>R</sub> = 14.3 min, major enantiomer *t*<sub>R</sub> = 18.5 min, 90% ee; [α]<sub>D</sub><sup>20</sup> –11.6 (*c* 0.50, CH<sub>2</sub>Cl<sub>2</sub>). <sup>1</sup>H NMR (400 MHz, CDCl<sub>3</sub>): δ 7.97 (d, *J* = 7.6 Hz, 2H, ArH), 7.63 (t, *J* = 7.2 Hz, 1H, ArH), 7.52–7.39 (m, 7H, ArH), 4.66 (d, *J* = 5.2 Hz, 1H, CN-CH), 3.98–3.94 (m, 1H, Ar-CH), 3.76–3.62 (m, 2H, CH<sub>2</sub>) ppm; MS (ESI): *m/z* (% rel. intensity) 272.9 [M – H]<sup>+</sup> (100). Lit.<sup>5b</sup> [α]<sub>D</sub><sup>20</sup> –12.59 (*c* 0.27, CH<sub>2</sub>Cl<sub>2</sub>), 89% ee.

**(S)-2-[1-(4-Fluorophenyl)-3-oxo-3-phenylpropyl]malononitrile (3b).** Compound 3b was obtained according to the general procedure as a white solid (45.1 mg, 77% yield); mp 103–104 °C. Enantiomeric excess was determined by HPLC with a Chiralpak IA column (*n*-hexane–2-propanol 90 : 10, flow rate 1.0 mL min<sup>-1</sup>, detection at 254 nm), minor enantiomer *t*<sub>R</sub> = 15.4 min, major enantiomer *t*<sub>R</sub> = 22.2 min, 96% ee; [α]<sub>D</sub><sup>20</sup> –6.0 (*c* 1.44, CH<sub>2</sub>Cl<sub>2</sub>). <sup>1</sup>H NMR (400 MHz, CDCl<sub>3</sub>): δ 7.97 (d, *J* = 8.0 Hz, 2H, ArH), 7.64 (t, *J* = 7.2 Hz, 1H, ArH), 7.51 (t, *J* = 7.6 Hz, 2H, ArH), 7.46–7.43 (m, 2H, ArH), 3.99–3.94 (m, 1H, Ar-CH), 3.73–3.59 (m, 2H, CH<sub>2</sub>) ppm; MS (ESI): *m/z* (% rel. intensity) 290.9 [M – H]<sup>+</sup> (100). Lit.<sup>5b</sup> [α]<sub>D</sub><sup>20</sup> –5.56 (*c* 0.288, CH<sub>2</sub>Cl<sub>2</sub>), 89% ee.

**(S)-2-[1-(4-Chlorophenyl)-3-oxo-3-phenylpropyl]malononitrile (3c).** Compound 3c was obtained according to the general procedure as a white solid (51.0 mg, 83% yield); mp 132–133 °C. Enantiomeric excess was determined by HPLC with a Chiralpak IA column (*n*-hexane–2-propanol 90 : 10, flow rate 1.0 mL min<sup>-1</sup>, detection at 254 nm), minor enantiomer *t*<sub>R</sub> = 16.9 min, major enantiomer *t*<sub>R</sub> = 25.1 min, 91% ee; [α]<sub>D</sub><sup>20</sup> –2.4 (*c* 1.08, CH<sub>2</sub>Cl<sub>2</sub>). <sup>1</sup>H NMR (400 MHz, CDCl<sub>3</sub>): δ 7.97 (d, *J* = 7.2 Hz, 2H, ArH), 7.64

(t, *J* = 7.2 Hz, 1H, ArH), 7.51 (t, *J* = 8.0 Hz, 2H, ArH), 7.44–7.39 (m, 4H, ArH), 4.64 (d, *J* = 4.8 Hz, 1H, CN-CH), 3.98–3.93 (m, 1H, Ar-CH), 3.73–3.59 (m, 2H, CH<sub>2</sub>) ppm; MS (ESI): *m/z* (% rel. intensity) 308.7 [M – H]<sup>+</sup> (28, <sup>37</sup>Cl), 306.9 [M – H]<sup>+</sup> (100, <sup>35</sup>Cl). Lit.<sup>5b</sup> [α]<sub>D</sub><sup>20</sup> –5.15 (*c* 0.194, CH<sub>2</sub>Cl<sub>2</sub>), 89% ee.

**(S)-2-[1-(2-Chlorophenyl)-3-oxo-3-phenylpropyl]malononitrile (3d).** Compound 3d was obtained according to the general procedure as a white solid (56.0 mg, 91% yield); mp 119–121 °C. Enantiomeric excess was determined by HPLC with a Daicel Chiralpak AS-H column (*n*-hexane–2-propanol 90 : 10, flow rate 0.8 mL min<sup>-1</sup>, detection at 254 nm), minor enantiomer *t*<sub>R</sub> = 38.9 min, major enantiomer *t*<sub>R</sub> = 42.4 min, 80% ee; [α]<sub>D</sub><sup>20</sup> = +3.6 (*c* 1.10, CH<sub>2</sub>Cl<sub>2</sub>). <sup>1</sup>H NMR (400 MHz, CDCl<sub>3</sub>): δ 7.97 (d, *J* = 7.6 Hz, 2H, ArH), 7.63 (t, *J* = 7.2 Hz, 1H, ArH), 7.53–7.47 (m, 4H, ArH), 7.36–7.30 (m, 2H, ArH), 4.68–4.64 (m, 2H, 2CH), 3.81–3.64 (m, 2H, CH<sub>2</sub>) ppm; MS (ESI): *m/z* (% rel. intensity) 308.6 [M – H]<sup>+</sup> (30, <sup>37</sup>Cl), 306.9 (100, <sup>35</sup>Cl) [M – H]<sup>+</sup>. Lit.<sup>5c</sup> [α]<sub>D</sub><sup>22</sup> = +4.0 (*c* 0.44, CHCl<sub>3</sub>), 94% ee.

**(S)-2-[1-(2,4-Dichlorophenyl)-3-oxo-3-phenylpropyl]malononitrile (3e).** Compound 3e was obtained according to the general procedure as a white solid (65.7 mg, 96% yield); mp 123–125 °C. Enantiomeric excess was determined by HPLC with a Daicel Chiralpak AS-H column (*n*-hexane–2-propanol 90 : 10, flow rate 0.8 mL min<sup>-1</sup>, detection at 254 nm), minor enantiomer *t*<sub>R</sub> = 29.5 min, major enantiomer *t*<sub>R</sub> = 31.6 min, 86% ee; [α]<sub>D</sub><sup>20</sup> = +13.2 (*c* 1.09, CH<sub>2</sub>Cl<sub>2</sub>). <sup>1</sup>H NMR (400 MHz, CDCl<sub>3</sub>): δ 7.96 (d, *J* = 8.0 Hz, 2H, ArH), 7.64 (t, *J* = 7.2 Hz, 1H, ArH), 7.53–7.44 (m, 4H, ArH), 7.33 (dd, *J*<sub>1</sub> = 2.0 Hz, *J*<sub>2</sub> = 8.4 Hz, 1H), 4.65–4.59 (m, 2H), 3.78–3.63 (m, 2H, CH<sub>2</sub>) ppm; MS (ESI): *m/z* (% rel. intensity) 342.7 [M – H]<sup>+</sup> (58, <sup>37</sup>Cl<sup>35</sup>Cl), 340.9 [M – H]<sup>+</sup> (<sup>35</sup>Cl<sup>35</sup>Cl, 100). Lit.<sup>5b</sup> [α]<sub>D</sub><sup>20</sup> = +10.34 (*c* 0.232, CH<sub>2</sub>Cl<sub>2</sub>), 89% ee.

**(S)-2-[1-(4-Bromophenyl)-3-oxo-3-phenylpropyl]malononitrile (3f)<sup>5d,11</sup>.** Compound 3f was obtained according to the general procedure as a white solid (60.8 mg, 91% yield); mp 127–129 °C. Lit.<sup>11</sup> mp 126–127 °C (racemate). Enantiomeric excess was determined by HPLC with a Chiralpak IA column (*n*-hexane–2-propanol 90 : 10, flow rate 1.0 mL min<sup>-1</sup>, detection at 254 nm), minor enantiomer *t*<sub>R</sub> = 18.0 min, major enantiomer *t*<sub>R</sub> = 27.3 min, 91% ee; [α]<sub>D</sub><sup>20</sup> –23.4 (*c* 0.35, CH<sub>2</sub>Cl<sub>2</sub>). <sup>1</sup>H NMR (400 MHz, CDCl<sub>3</sub>): δ 7.96 (d, *J* = 8.0 Hz, 2H, ArH), 7.64 (t, *J* = 7.2 Hz, 1H, ArH), 7.57 (d, *J* = 8.4 Hz, 2H, ArH), 7.51 (t, *J* = 7.6 Hz, 1H, ArH), 7.34 (d, *J* = 8.4 Hz, 2H, ArH), 4.63 (d, *J* = 5.2 Hz, 1H, CN-CH), 3.96–3.91 (m, 1H, Ar-CH), 3.72–3.58 (m, 2H, CH<sub>2</sub>) ppm; MS (ESI): *m/z* (% rel. intensity) 352.7 [M – H]<sup>+</sup> (100, <sup>81</sup>Br), 350.9 [M – H]<sup>+</sup> (98, <sup>79</sup>Br).

**(S)-2-[1-(3-Bromophenyl)-3-oxo-3-phenylpropyl]malononitrile (3g).** Compound 3g was obtained according to the general procedure as a white semi-solid (66.6 mg, 94% yield). Enantiomeric excess was determined by HPLC with a Chiralpak IA column (*n*-hexane–2-propanol 90 : 10, flow rate 1.0 mL min<sup>-1</sup>, detection at 254 nm), minor enantiomer *t*<sub>R</sub> = 14.6 min, major enantiomer *t*<sub>R</sub> = 18.0 min, 88% ee; [α]<sub>D</sub><sup>20</sup> –6.0 (*c* 1.47, CH<sub>2</sub>Cl<sub>2</sub>). <sup>1</sup>H NMR (400 MHz, CDCl<sub>3</sub>): δ 7.96 (d, *J* = 7.2 Hz, 2H, ArH), 7.63–7.28 (m, 7H, ArH), 4.63 (d, *J* = 4.8 Hz, 1H, CN-CH), 3.94–3.92 (m, 1H, Ar-CH), 3.72–3.58 (m, 2H, CH<sub>2</sub>) ppm. <sup>13</sup>C NMR (100 MHz, CDCl<sub>3</sub>): δ 196.1, 138.6, 135.4, 134.2, 132.3, 131.0, 130.8, 128.9, 128.0, 126.7, 123.2, 111.5, 111.4, 40.6, 39.8, 28.5 ppm. IR (KBr): ν 3031, 2921,

2255, 1721, 1679, 1608, 1573, 1516, 1450, 1410, 1368, 1291, 1276, 1223, 1207, 1183, 1121, 1001, 811, 728, 577 cm<sup>-1</sup>. HRMS (ESI): *m/z* calc. for C<sub>18</sub>H<sub>14</sub>BrN<sub>2</sub>O [M + H]<sup>+</sup> 353.02840, found 353.02826.

**(S)-2-[1-(4-Methylphenyl)-3-oxo-3-phenylpropyl]malononitrile (3h).** Compound **3h** was obtained according to the general procedure as a colorless oil (45.5 mg, 79% yield). Enantiomeric excess was determined by HPLC with a Chiralpak IA column (*n*-hexane–2-propanol 90:10, flow rate 1.0 mL min<sup>-1</sup>, detection at 254 nm), minor enantiomer *t<sub>R</sub>* = 13.8 min, major enantiomer *t<sub>R</sub>* = 19.2 min, 90% ee; [α]<sub>D</sub><sup>20</sup> -7.3 (*c* 1.10, CH<sub>2</sub>Cl<sub>2</sub>). <sup>1</sup>H NMR (400 MHz, CDCl<sub>3</sub>): δ 7.96 (d, *J* = 7.6 Hz, 2H, ArH), 7.62 (t, *J* = 7.2 Hz, 1H, ArH), 7.49 (t, *J* = 8.0 Hz, 2H, ArH), 7.33 (d, *J* = 8.0 Hz, 2H, ArH), 7.23 (d, *J* = 8.0 Hz, 2H, ArH), 4.61 (d, *J* = 5.2 Hz, 1H, CN-CH), 3.94–3.90 (m, 1H, Ar-CH), 3.72–3.59 (m, 2H, CH<sub>2</sub>), 2.36 (s, 3H, CH<sub>3</sub>) ppm; MS (ESI): *m/z* (% rel. intensity) 286.9 [M – H]<sup>+</sup> (100). Lit.<sup>5b</sup> [α]<sub>D</sub><sup>20</sup> -2.41 (*c* 0.166, CH<sub>2</sub>Cl<sub>2</sub>), 87% ee.

**(S)-2-[1-(4-Methoxyphenyl)-3-oxo-3-phenylpropyl]malononitrile (3i).** Compound **3i** was obtained according to the general procedure as a colorless oil (30.7 mg, 50% yield). Enantiomeric excess was determined by HPLC with a Chiralpak IA column (*n*-hexane–2-propanol 90:10, flow rate 1.0 mL min<sup>-1</sup>, detection at 254 nm), minor enantiomer *t<sub>R</sub>* = 20.1 min, major enantiomer *t<sub>R</sub>* = 31.0 min, 90% ee; [α]<sub>D</sub><sup>20</sup> -5.6 (*c* 1.15, CH<sub>2</sub>Cl<sub>2</sub>). <sup>1</sup>H NMR (400 MHz, CDCl<sub>3</sub>): δ 7.97 (d, *J* = 8.0 Hz, 2H, ArH), 7.63 (t, *J* = 7.2 Hz, 1H, ArH), 7.50 (t, *J* = 7.6 Hz, 2H, ArH), 7.38 (d, *J* = 8.8 Hz, 2H, ArH), 6.94 (d, *J* = 8.8 Hz, 2H, ArH), 4.62 (d, *J* = 5.2 Hz, 1H, CN-CH), 3.94–3.90 (m, 2H, Ar-CH), 3.82 (s, 3H, CH<sub>3</sub>), 3.74–3.58 (m, 2H, CH<sub>2</sub>) ppm; MS (ESI): *m/z* (% rel. intensity) 302.9 [M – H]<sup>+</sup> (100). Lit.<sup>4e</sup> [α]<sub>D</sub><sup>25</sup> -11.0 (*c* 0.21, CHCl<sub>3</sub>), 87% ee.

**(S)-2-[1-(2-Methoxyphenyl)-3-oxo-3-phenylpropyl]malononitrile (3j).** Compound **3j** was obtained according to the general procedure as a white solid (42.5 mg, 70% yield); mp 116–118 °C. Enantiomeric excess was determined by HPLC with a Daicel Chiralpak AS-H column (*n*-hexane–2-propanol 90:10, flow rate 1.0 mL min<sup>-1</sup>, detection at 254 nm), minor enantiomer *t<sub>R</sub>* = 32.5 min, major enantiomer *t<sub>R</sub>* = 45.2 min, 89% ee; [α]<sub>D</sub><sup>20</sup> -5.8 (*c* 1.06, CH<sub>2</sub>Cl<sub>2</sub>). <sup>1</sup>H NMR (400 MHz, CDCl<sub>3</sub>): δ 7.96 (d, *J* = 6.8 Hz, 2H, ArH), 7.61 (t, *J* = 7.2 Hz, 1H, ArH), 7.49 (t, *J* = 7.6 Hz, 2H, ArH), 7.36–7.31 (m, 2H, ArH), 7.00–6.93 (m, 2H, ArH), 4.68 (d, *J* = 6.4 Hz, 1H, CN-CH), 4.46 (q, *J* = 6.8 Hz, 1H, Ar-CH), 3.90 (s, 3H, CH<sub>3</sub>), 3.80–3.61 (m, 2H, CH<sub>2</sub>) ppm; MS (ESI): *m/z* (% rel. intensity) 302.9 [M – H]<sup>+</sup> (100). Lit.<sup>5b</sup> [α]<sub>D</sub><sup>20</sup> = +24.22 (*c* 0.194 in CH<sub>2</sub>Cl<sub>2</sub>), 87% ee.

**(S)-2-[3-(4-Fluorophenyl)-3-oxo-1-phenylpropyl]malononitrile (3k)**<sup>12</sup>. Compound **3k** was obtained according to the general procedure as a colorless oil (46.4 mg, 79% yield). Enantiomeric excess was determined by HPLC with a Chiralpak IA column (*n*-hexane–2-propanol 90:10, flow rate 1.0 mL min<sup>-1</sup>, detection at 254 nm), minor enantiomer *t<sub>R</sub>* = 15.7 min, major enantiomer *t<sub>R</sub>* = 18.4 min, 89% ee; [α]<sub>D</sub><sup>20</sup> -6.3 (*c* 0.76, CH<sub>2</sub>Cl<sub>2</sub>). <sup>1</sup>H NMR (400 MHz, CDCl<sub>3</sub>): δ 8.02–7.98 (m, 2H, ArH), 7.44–7.40 (m, 5H, ArH), 7.16 (t, *J* = 8.4 Hz, 2H, ArH), 4.63 (d, *J* = 5.2 Hz, 1H, CN-CH), 3.98–3.93 (m, 1H, Ar-CH), 3.71–3.58 (m, 2H, CH<sub>2</sub>) ppm; MS (ESI): *m/z* (% rel. intensity) 290.9 [M – H]<sup>+</sup> (100). Lit.<sup>12</sup> [α]<sub>D</sub><sup>20</sup> = +10.5 (*c* 0.48, ethyl acetate), 75% ee.

**(S)-2-[3-(4-Chlorophenyl)-3-oxo-1-phenylpropyl]malononitrile (3l).** Compound **3l** was obtained according to the general procedure as a white solid (55.2 mg, 90% yield); mp 124–126 °C. Enantiomeric excess was determined by HPLC with a Chiralpak IA column (*n*-hexane–2-propanol 90:10, flow rate 1.0 mL min<sup>-1</sup>, detection at 254 nm), minor enantiomer *t<sub>R</sub>* = 18.6 min, major enantiomer *t<sub>R</sub>* = 22.5 min, 89% ee; [α]<sub>D</sub><sup>20</sup> = +11.5 (*c* 1.08, CH<sub>2</sub>Cl<sub>2</sub>). <sup>1</sup>H NMR (400 MHz, CDCl<sub>3</sub>): δ 7.90 (d, *J* = 8.4 Hz, 2H, ArH), 7.48–7.41 (m, 7H, ArH), 4.62 (d, *J* = 5.2 Hz, 1H, CN-CH), 3.97–3.93 (m, 1H, Ar-CH), 3.71–3.58 (m, 2H, CH<sub>2</sub>) ppm; MS (ESI): *m/z* (% rel. intensity) 308.8 [M – H]<sup>+</sup> (40, <sup>37</sup>Cl), 306.8 [M – H]<sup>+</sup> (100, <sup>35</sup>Cl). Lit.<sup>5b</sup> [α]<sub>D</sub><sup>20</sup> = +7.87 (*c* 0.254, CH<sub>2</sub>Cl<sub>2</sub>), 80% ee.

**(S)-2-[3-(4-Bromophenyl)-3-oxo-1-phenylpropyl]malononitrile (3m).** Compound **3m** was obtained according to the general procedure as a white solid (62.1 mg, 88% yield); mp 146–147 °C. Enantiomeric excess was determined by HPLC with a Chiralpak IA column (*n*-hexane–isopropanol 90:10 v/v, flow rate 1.0 mL min<sup>-1</sup>, detection at 254 nm), minor enantiomer *t<sub>R</sub>* = 20.9 min, major enantiomer *t<sub>R</sub>* = 25.0 min, 90% ee; [α]<sub>D</sub><sup>20</sup> = +12.6 (*c* 1.38, CH<sub>2</sub>Cl<sub>2</sub>). <sup>1</sup>H NMR (400 MHz, CDCl<sub>3</sub>): δ 7.82 (d, *J* = 8.4 Hz, 2H, ArH), 7.63 (d, *J* = 8.4 Hz, 2H, ArH), 7.44–7.40 (m, 5H, ArH), 4.61 (d, *J* = 5.2 Hz, 1H, CN-CH), 3.97–3.92 (m, 1H, Ar-CH), 3.70–3.57 (m, 2H, CH<sub>2</sub>) ppm; MS (ESI): *m/z* (% rel. intensity) = 352.7 [M – H]<sup>+</sup> (100, <sup>81</sup>Br), 350.7 [M – H]<sup>+</sup> (99, <sup>79</sup>Br). Lit.<sup>12</sup> [α]<sub>D</sub><sup>20</sup> = +30.1 (*c* 0.19, ethyl acetate), 81% ee.

**(S)-2-[3-(4-Methoxyphenyl)-3-oxo-1-phenylpropyl]malononitrile (3n).** Compound **3n** was obtained according to the general procedure as a white semi-solid (36.5 mg, 60% yield). Enantiomeric excess was determined by HPLC with a Chiralpak IA column (*n*-hexane–2-propanol 90:10 v/v, flow rate 1.0 mL min<sup>-1</sup>, detection at 254 nm), minor enantiomer *t<sub>R</sub>* = 30.6 min, major enantiomer *t<sub>R</sub>* = 41.9 min, 91% ee; [α]<sub>D</sub><sup>20</sup> = +12.2 (*c* 1.21, CH<sub>2</sub>Cl<sub>2</sub>). <sup>1</sup>H NMR (400 MHz, CDCl<sub>3</sub>): δ 7.93 (d, *J* = 8.8 Hz, 2H, ArH), 7.45–7.37 (m, 5H, ArH), 6.93 (d, *J* = 8.8 Hz, 2H, ArH), 4.66 (d, *J* = 4.8 Hz, 1H, CN-CH), 3.95–3.90 (m, 1H, Ar-CH), 3.85 (s, 3H, CH<sub>3</sub>), 3.67–3.53 (m, 2H, CH<sub>2</sub>) ppm; MS (ESI): *m/z* (% rel. intensity) 302.8 [M – H]<sup>+</sup> (100). Lit.<sup>4e</sup> [α]<sub>D</sub><sup>25</sup> = +11.0 (*c* 0.1, CHCl<sub>3</sub>), 87% ee.

**(S)-2-[1,3-Bis(4-methylphenyl)-3-oxopropyl]malononitrile (3o).** Compound **3o** was obtained according to the general procedure as a colorless oil (43.0 mg, 71% yield). Enantiomeric excess was determined by HPLC with a Chiralpak IA column (*n*-hexane–2-propanol 90:10, flow rate 1.0 mL min<sup>-1</sup>, detection at 254 nm), minor enantiomer *t<sub>R</sub>* = 16.9 min, major enantiomer *t<sub>R</sub>* = 25.9 min, 92% ee; [α]<sub>D</sub><sup>20</sup> = +8.4 (*c* 1.10, CH<sub>2</sub>Cl<sub>2</sub>). <sup>1</sup>H NMR (400 MHz, CDCl<sub>3</sub>): δ 7.86 (d, *J* = 8.0 Hz, 2H, ArH), 7.35–7.22 (m, 6H, ArH), 4.65 (d, *J* = 4.8 Hz, 1H, CN-CH), 3.93–3.88 (m, 1H, Ar-CH), 3.70–3.55 (m, 2H, CH<sub>2</sub>), 2.43 (s, 3H, CH<sub>3</sub>), 2.37 (s, 3H, CH<sub>3</sub>) ppm; <sup>13</sup>C NMR (100 MHz, CDCl<sub>3</sub>): δ 196.3, 145.2, 139.0, 133.5, 133.3, 129.9, 129.5, 128.2, 127.8, 112.0, 111.7, 40.8, 39.9, 28.9, 21.7, 21.1 ppm. IR (KBr): ν 3063, 2910, 2256, 1683, 1597, 1570, 1477, 1449, 1432, 1368, 1307, 1212, 1076, 998, 756, 689 cm<sup>-1</sup>. HRMS (ESI): *m/z* calc. for C<sub>20</sub>H<sub>18</sub>N<sub>2</sub>NaO [M + Na]<sup>+</sup> 325.13113, found 325.13097.

**(S)-2-[1,3-Bis(4-chlorophenyl)-3-oxopropyl]malononitrile (3p)**<sup>13</sup>. Compound **3p** was obtained according to the general procedure as a white solid (63.0 mg, 92% yield); mp 90–91 °C. Lit.<sup>13</sup> mp 81–82 °C (racemate). Enantiomeric excess was determined by HPLC with a Chiralpak IA column (*n*-hexane–2-propanol 90:10,

flow rate 1.0 mL min<sup>-1</sup>, detection at 254 nm), minor enantiomer  $t_R = 21.8$  min, major enantiomer  $t_R = 30.9$  min, 88% ee;  $[\alpha]_D^{20} = +13.4$  ( $c$  1.03, CH<sub>2</sub>Cl<sub>2</sub>). <sup>1</sup>H NMR (400 MHz, CDCl<sub>3</sub>):  $\delta$  7.90 (d,  $J = 8.4$  Hz, 2H, ArH), 7.47 (d,  $J = 8.4$  Hz, 2H, ArH), 7.42–7.37 (m, 4H, ArH), 4.60 (d,  $J = 5.2$  Hz, 1H, CN-CH), 3.96–3.92 (m, 1H, Ar-CH), 3.68–3.55 (m, 2H, CH<sub>2</sub>) ppm; MS (ESI):  $m/z$  (% rel. intensity) = 344.6 [M – H]<sup>+</sup> (14, <sup>37</sup>Cl<sup>37</sup>Cl), 342.6 [M – H]<sup>+</sup> (51, <sup>35</sup>Cl<sup>37</sup>Cl), 340.9 [M – H]<sup>+</sup> (100, <sup>35</sup>Cl<sup>35</sup>Cl).

**(S)-2-[1-(Naphthalen-1-yl)-3-oxo-3-phenylpropyl]malononitrile (3q).** Compound **3q** was obtained according to the general procedure as a white solid (48.2 mg, 74% yield); mp 167–169 °C. Enantiomeric excess was determined by HPLC with a Chiralpak IA column (*n*-hexane–2-propanol 90 : 10, flow rate 1.0 mL min<sup>-1</sup>, detection at 254 nm), minor enantiomer  $t_R = 16.1$  min, major enantiomer  $t_R = 18.4$  min, 89% ee;  $[\alpha]_D^{20} = +13.0$  ( $c$  1.34, CH<sub>2</sub>Cl<sub>2</sub>). <sup>1</sup>H NMR (400 MHz, CDCl<sub>3</sub>):  $\delta$  8.12 (d,  $J = 8.4$  Hz, 1H, ArH), 7.98–7.86 (m, 4H, ArH), 7.68 (d,  $J = 7.2$  Hz, 1H, ArH), 7.65–7.46 (m, 6H, ArH), 5.02 (q,  $J = 6.0$  Hz, 1H, Ar-CH), 4.70 (d,  $J = 4.8$  Hz, 1H, CN-CH), 3.90–3.77 (m, 2H, CH<sub>2</sub>) ppm; <sup>13</sup>C NMR (100 MHz, CDCl<sub>3</sub>):  $\delta$  196.3, 135.7, 134.1, 132.5, 130.9, 130.7, 129.5, 128.9, 128.1, 127.3, 126.3, 125.3, 124.3, 121.7, 112.1, 111.6, 40.5, 28.0 ppm. IR (KBr):  $\nu$  3049, 2906, 2256, 1679, 1596, 1514, 1449, 1356, 1230, 1002, 796, 775, 763, 689 cm<sup>-1</sup>. HRMS (ESI):  $m/z$  calc. for C<sub>22</sub>H<sub>16</sub>N<sub>2</sub>NaO [M + Na]<sup>+</sup> 347.11548, found 347.11548.

**(S)-2-[1-(Furan-2-yl)-3-oxo-3-phenylpropyl]malononitrile (3r).** Compound **3r** was obtained according to the general procedure as a pale yellow oil (28.3 mg, 54% yield). Enantiomeric excess was determined by HPLC with a Chiralpak IA column (*n*-hexane–2-propanol 90 : 10, flow rate 1.0 mL min<sup>-1</sup>, detection at 254 nm), minor enantiomer  $t_R = 18.0$  min, major enantiomer  $t_R = 20.5$  min, 83% ee;  $[\alpha]_D^{20} = +13.5$  ( $c$  1.45, CH<sub>2</sub>Cl<sub>2</sub>). <sup>1</sup>H NMR (400 MHz, CDCl<sub>3</sub>):  $\delta$  7.98 (d,  $J = 8.0$  Hz, 2H, ArH), 7.63 (t,  $J = 7.2$  Hz, 1H, ArH), 7.50 (t,  $J = 7.6$  Hz, 2H, ArH), 7.45 (s, 1H, CH), 6.44 (d,  $J = 3.2$  Hz, 1H, CH), 6.39 (s, 1H, CH), 4.60 (d,  $J = 4.8$  Hz, 1H, CN-CH), 4.18–4.13 (m, 1H, Ar-CH), 3.72–3.59 (m, 2H, CH<sub>2</sub>) ppm; <sup>13</sup>C NMR (100 MHz, CDCl<sub>3</sub>):  $\delta$  196.0, 149.4, 143.4, 135.5, 134.2, 128.9, 128.1, 111.5, 111.2, 110.8, 109.1, 38.5, 35.6, 27.1 ppm. IR (KBr):  $\nu$  3124, 3063, 2917, 2257, 1683, 1597, 1581, 1504, 1450, 1414, 1364, 1216, 1183, 1015, 1002, 908, 760, 689, 598 cm<sup>-1</sup>. HRMS (ESI):  $m/z$  calc. for C<sub>16</sub>H<sub>22</sub>N<sub>2</sub>NaO<sub>2</sub> [M + Na]<sup>+</sup> 287.07910, found 287.07923.

**(R)-2-(1-Cyclohexyl-3-oxo-3-phenylpropyl)malononitrile (3s).** Compound **3s** was obtained according to the general procedure as a colorless oil (13.0 mg, 23% yield). Enantiomeric excess was determined by HPLC with a Chiralpak IA column (*n*-hexane–2-propanol 95 : 5, flow rate 1.0 mL min<sup>-1</sup>, detection at 254 nm), minor enantiomer  $t_R = 12.2$  min, major enantiomer  $t_R = 13.4$  min, 86% ee;  $[\alpha]_D^{20} = +44.0$  ( $c$  0.65, CH<sub>2</sub>Cl<sub>2</sub>). <sup>1</sup>H NMR (400 MHz, CDCl<sub>3</sub>):  $\delta$  7.97 (d,  $J = 8.4$  Hz, 2H, ArH), 7.63–7.59 (m, 1H, ArH), 7.49 (t,  $J = 7.6$  Hz, 2H, ArH), 4.36 (d,  $J = 4.8$  Hz, 1H, CN-CH), 3.35 (dd,  $J_1 = 18.4$  Hz,  $J_2 = 4.8$  Hz, 1H, CH<sub>2</sub>), 3.16 (dd,  $J_1 = 18.4$  Hz,  $J_2 = 8.0$  Hz, 1H, CH<sub>2</sub>), 2.76–2.70 (m, 1H, cyclohexyl-CH), 1.86–1.69 (m, 6H, cyclohexyl), 1.37–1.05 (m, 5H, cyclohexyl) ppm. MS (ESI):  $m/z$  (% rel. intensity) 278.9 [M – H]<sup>+</sup> (100). Lit.<sup>5c</sup>  $[\alpha]_D^{26} = +34.7$  ( $c$  0.33, CHCl<sub>3</sub>), 95% ee.

**(S)-2-(2, 2-Methyl-5-oxo-5-phenylpentyl)malononitrile (3t).** Compound **3t** was obtained according to the general procedure as a colorless oil (17.8 mg, 35% yield). Enantiomeric excess was determined by HPLC with a Chiralpak IA column (*n*-hexane/2-propanol 95 : 5, flow rate 1.0 mL min<sup>-1</sup>, detection at 254 nm), major enantiomer  $t_R = 12.0$  min, minor enantiomer  $t_R = 14.4$  min, 88% ee;  $[\alpha]_D^{25} = +25.6$  ( $c$  0.50, CH<sub>2</sub>Cl<sub>2</sub>). <sup>1</sup>H NMR (400 MHz, CDCl<sub>3</sub>):  $\delta$  8.02 (d,  $J = 7.6$  Hz, 2H, ArH), 7.63 (t,  $J = 7.2$  Hz, 1H, ArH), 7.51 (t,  $J = 8.0$  Hz, 2H, ArH), 4.10 (d,  $J = 2.8$  Hz, 1H, CN-CH), 3.41 (dd,  $J_1 = 18.4$  Hz,  $J_2 = 4.4$  Hz, 1H, CH<sub>2</sub>), 3.19 (dd,  $J_1 = 18.4$  Hz,  $J_2 = 7.2$  Hz, 1H, CH<sub>2</sub>), 2.95–2.92 (m, 1H, <sup>t</sup>Bu-CH), 1.10 (s, 9H, CH<sub>3</sub>) ppm; MS (ESI):  $m/z$  (% rel. intensity) 252.9 [M – H]<sup>+</sup> (100). Lit.<sup>5b</sup>  $[\alpha]_D^{20} = +38.10$  ( $c$  0.042, CH<sub>2</sub>Cl<sub>2</sub>), 93% ee.

**(R,E)-2-(5-Oxo-1,5-diphenylpent-1-en-3-yl)malononitrile (5).** To a solution of catalyst **IV** (2.3 mg, 0.004 mmol) in chloroform (0.5 mL) was added ((1*E*,3*E*)-4-nitrobuta-1,3-dienyl)benzene **4** (93.7 mg, 0.40 mmol) and malononitrile **2** (31.7 mg, 0.48 mmol). The reaction mixture was stirred for 4 days at room temperature. Then the mixture was concentrated and purified by silica gel column chromatography (ethyl acetate–petroleum ether 1 : 30) to afford the product **5** as a colorless oil (62.4 mg, 52% yield). Enantiomeric excess was determined by HPLC with a Chiralpak IA column (*n*-hexane–2-propanol 90 : 10, flow rate 1.0 mL min<sup>-1</sup>, detection at 254 nm), minor enantiomer  $t_R = 14.3$  min, major enantiomer  $t_R = 19.5$  min, 90% ee;  $[\alpha]_D^{20} = -25.0$  ( $c$  2.00, CH<sub>2</sub>Cl<sub>2</sub>). <sup>1</sup>H NMR (400 MHz, CDCl<sub>3</sub>):  $\delta$  7.97 (d,  $J = 7.6$  Hz, 2H, ArH), 7.63 (t,  $J = 7.2$  Hz, 1H, ArH), 7.50 (t,  $J = 8.0$  Hz, 2H, ArH), 7.42 (d,  $J = 7.2$  Hz, 2H, ArH), 7.36–7.30 (m, 3H, ArH), 6.79 (d,  $J = 8.0$  Hz, 1H, CH=), 6.23 (dd,  $J_1 = 8.8$  Hz,  $J_2 = 16.0$  Hz, 1H, CH=), 4.57 (d,  $J = 4.8$  Hz, 1H, CN-CH), 3.59–3.52 (m, 1H, CH), 3.51–3.39 (m, 2H, CH<sub>2</sub>) ppm; MS (ESI):  $m/z$  (% rel. intensity) = 298.9 [M – H]<sup>+</sup> (100). Lit.<sup>5c</sup>  $[\alpha]_D^{21} = -14.4$  ( $c$  0.3, CHCl<sub>3</sub>), 89% ee.

**(S)-2-Amino-4-phenyl-5,6-dihydro-4H-benzol[h]chromene-3-carbonitrile (7).** To a solution of catalyst **IV** (2.3 mg, 0.004 mmol) in chloroform (0.5 mL) was added (*E*)-2-benzylidene-3,4-dihydronaphthalen-1(2*H*)-one **6** (93.7 mg, 0.40 mmol) and malononitrile **2** (31.7 mg, 0.48 mmol). The reaction mixture was stirred for 4 days at room temperature. Then the mixture was concentrated and purified by silica gel column chromatography (ethyl acetate–petroleum ether 1 : 20) to afford the product **7** as a yellow solid (48.1 mg, 40% yield); mp 206–208 °C. Enantiomeric excess was determined by HPLC with a Chiralpak IA column (*n*-hexane–2-propanol 90 : 10, flow rate 1.0 mL min<sup>-1</sup>, detection at 254 nm), minor enantiomer  $t_R = 9.6$  min, major enantiomer  $t_R = 13.2$  min, 91% ee;  $[\alpha]_D^{30} = -55.2$  ( $c$  0.33, CHCl<sub>3</sub>). <sup>1</sup>H NMR (400 MHz, CDCl<sub>3</sub>):  $\delta$  7.47 (d,  $J = 7.2$  Hz, 1H, ArH), 7.35–7.20 (m, 7H, ArH), 7.12 (d,  $J = 6.8$  Hz, 1H, ArH), 4.56 (s, 2H, NH<sub>2</sub>), 4.08 (s, 1H, CH), 2.83–2.66 (m, 2H, CH<sub>2</sub>), 2.22–2.14 (m, 1H, CH<sub>2</sub>), 2.10–2.02 (m, 1H, CH<sub>2</sub>) ppm; MS (ESI):  $m/z$  (%) = 322.9 [M + Na]<sup>+</sup> (100), 301.0 [M + H]<sup>+</sup> (25). Lit.<sup>9</sup>  $[\alpha]_D^{20} = -39.5$  ( $c$  0.45, CHCl<sub>3</sub>), 80% ee.

#### The gram-scale preparation of 3a

To a solution of *trans*-chalcone **1a** (10.0 mmol, 2.08 g) and catalyst **IV** (0.05 mmol, 28.2 mg) was added malononitrile **2** (12.0 mmol, 0.79 g). The reaction mixture was stirred at room temperature for 24 h. Then the mixture was directly purified by silica gel column chromatography (ethyl acetate–petroleum



ether 1 : 15) to give the corresponding adduct **3a** as a white solid (2.19 g, 80% yield). Enantiomeric excess (89% ee, 97% ee after a simple recrystallization with ethyl acetate–petroleum ether) was determined by HPLC with a Chiralpak IA column.

## Acknowledgements

We are grateful for financial support from the National Natural Science Foundation of China (Grant No. 21072020), the Science and Technology Innovation Program of Beijing Institute of Technology (Grant Nos. 2011CX01008 and 2011CX03037) and the Development Program for Distinguished Young and Middle-aged Teachers of Beijing Institute of Technology.

## Notes and references

- 1 P. Perlmutter, *Conjugate Addition Reactions in Organic Synthesis*, Pergamon, Oxford, 1992.
- 2 For selected reviews of asymmetric Michael additions, see: (a) O. M. Berner, L. Tedeschi and D. Enders, *Eur. J. Org. Chem.*, 2002, 1877; (b) S. B. Tsogoeva, *Eur. J. Org. Chem.*, 2007, 1701; (c) J. Christoffers, G. Korielly, A. Rosiak and M. Rössle, *Synthesis*, 2007, 1279; (d) S. Sulzer-Mossé and A. Alexakis, *Chem. Commun.*, 2007, 3123; (e) J. L. Vicario, D. Badía and L. Carrillo, *Synthesis*, 2007, 2065; (f) D. Almasi, D. A. Alonso and C. Nájera, *Tetrahedron: Asymmetry*, 2007, **18**, 299.
- 3 (a) F. J. Weiberth and S. S. Hall, *J. Org. Chem.*, 1987, **52**, 3901; (b) Y.-C. Chen, D. Xue, J.-G. Deng, X. Cui, J. Zhu and Y.-Z. Jiang, *Tetrahedron Lett.*, 2004, **45**, 1555; (c) H. Burtod and P. F. Hu, *J. Chem. Soc.*, 1948, 601; (d) T. van Es and B. Staskun, *Org. Synth.*, 1971, **51**, 20; (e) J. Mueller, C. Wuertele, O. Walter and S. Schindler, *Angew. Chem., Int. Ed.*, 2007, **46**, 7775; (f) D. M. Zhu, H. Ankati, C. Mukherjee, Y. Yang, E. R. Biehl and L. Hua, *Org. Lett.*, 2007, **9**, 2561.
- 4 For selected examples of asymmetric Michael additions of malononitrile, see: (a) M. S. Taylor and E. N. Jacobsen, *J. Am. Chem. Soc.*, 2003, **125**, 11204; (b) K. Itoh, Y. Oderaotoshi and S. Kanemasa, *Tetrahedron: Asymmetry*, 2003, **14**, 635; (c) Y. Hoashi, T. Okino and Y. Takemoto, *Angew. Chem., Int. Ed.*, 2005, **44**, 4032; (d) M. S. Taylor, D. N. Zalatan, A. M. Lerchner and E. N. Jacobsen, *J. Am. Chem. Soc.*, 2005, **127**, 1313; (e) T. Inokuma, Y. Hoashi and Y. Takemoto, *J. Am. Chem. Soc.*, 2006, **128**, 9413; (f) H. Yanagita, K. Kodama and S. Kanegamoto, *Tetrahedron Lett.*, 2006, **47**, 9353; (g) X. F. Li, L. F. Cun, C. X. Lian, L. Zhong, Y. C. Chen, J. Liao, J. Zhu and J. G. Deng, *Org. Biomol. Chem.*, 2008, **6**, 349; (h) S.-L. Zhao, C.-W. Zheng and G. Zhao, *Tetrahedron: Asymmetry*, 2009, **20**, 1046; (i) L. H. Jing, J. T. Wei, L. Zhou, Z. Y. Huang, Z. K. Li, D. Wu, H. F. Xiang and X. G. Zhou, *Chem.–Eur. J.*, 2010, **16**, 10955; (j) X. Huang, P. Li, X.-S. Li, D.-C. Xu and J.-W. Xie, *Org. Biomol. Chem.*, 2010, **8**, 4527; (k) C. G. Oliva, A. M. S. Silva, D. I. S. P. Resende, F. A. A. Paz and J. A. S. Cavaleiro, *Eur. J. Org. Chem.*, 2010, 3449; (l) X.-M. Li, B. Wang, J. M. Zhang and M. Yan, *Org. Lett.*, 2011, **13**, 374; (m) Z.-P. Hu, C.-L. Lou, J.-J. Wang, C.-X. Chen and M. Yan, *J. Org. Chem.*, 2011, **76**, 3797; (n) C. De Fusco and A. Lattanzi, *Eur. J. Org. Chem.*, 2011, 3728.
- 5 For examples of asymmetric Michael addition of malononitrile to chalcones, see: (a) J. Wang, H. Li, L. Zu, W. Jiang, H. Xie, W. Duan and W. Wang, *J. Am. Chem. Soc.*, 2006, **128**, 12652; (b) J. Shi, M. Wang, L. He, K. Zheng, X. H. Liu, L. L. Lin and X. M. Feng, *Chem. Commun.*, 2009, 4711; (c) A. Russo, A. Peretto and A. Lattanzi, *Adv. Synth. Catal.*, 2009, **351**, 3067; (d) A. Russo, A. Capobianco, A. Peretto, A. Lattanzi and A. Peluso, *Eur. J. Org. Chem.*, 2011, 1922.
- 6 For reviews of squaramides, see: (a) J. Alemán, A. Parra, H. Jiang and K. A. Jørgensen, *Chem.–Eur. J.*, 2011, **17**, 6890; (b) R. I. Storer, C. Aciro and L. H. Jones, *Chem. Soc. Rev.*, 2011, **40**, 2330.
- 7 (a) J. P. Malerich, K. Hagihara and V. H. Rawal, *J. Am. Chem. Soc.*, 2008, **130**, 14416; (b) Y. Zhu, J. P. Malerich and V. H. Rawal, *Angew. Chem., Int. Ed.*, 2010, **49**, 153; (c) D. Q. Xu, Y.-F. Wang, W. Zhang, S.-P. Luo, A.-G. Zhong, A.-B. Xia and Z.-Y. Xu, *Chem.–Eur. J.*, 2010, **16**, 4177; (d) L. Dai, S.-X. Wang and F.-E. Chen, *Adv. Synth. Catal.*, 2010, **352**, 2137; (e) W. Yang and D.-M. Du, *Org. Lett.*, 2010, **12**, 5450; (f) H. Jiang, M. W. Paixao, D. Monge and K. A. Jørgensen, *J. Am. Chem. Soc.*, 2010, **132**, 2775; (g) W. Yang and D.-M. Du, *Adv. Synth. Catal.*, 2011, **353**, 1241; (h) Y.-F. Wang, W. Zhang, S.-P. Luo, G.-C. Zhang, A.-B. Xia, X.-S. Xu and D.-Q. Xu, *Eur. J. Org. Chem.*, 2010, 4981; (i) Y. Qian, G. Ma, A. Lv, H.-L. Zhu, J. Zhao and V. H. Rawal, *Chem. Commun.*, 2010, **46**, 3004; (j) H. Konishi, T. Y. Lam, J. P. Malerich and V. H. Rawal, *Org. Lett.*, 2010, **12**, 2028; (k) H.-L. Song, K. Yuan and X.-Y. Wu, *Chem. Commun.*, 2011, **47**, 1012; (l) S. V. Pansare and E. K. Paul, *Chem. Commun.*, 2011, **47**, 1027.
- 8 (a) H. S. Rho, S. H. Oh, J. W. Lee, J. Y. Lee, J. Chin and C. E. Song, *Chem. Commun.*, 2008, 1208; (b) G. Tárkányi, P. Király, S. Varga, B. Vakulya and T. Soós, *Chem.–Eur. J.*, 2008, **14**, 6078.
- 9 Q. Ren, Y. J. Gao and J. Wang, *Chem.–Eur. J.*, 2010, **16**, 13594.
- 10 K. Yasuda, M. Shindo and K. Koga, *Tetrahedron Lett.*, 1996, **37**, 6343.
- 11 D. Shi, N. Wu and Q. Zhuang, *Chin. J. Chem.*, 2009, **27**, 169.
- 12 L. Yue, W. Du, Y.-K. Liu and Y.-C. Chen, *Tetrahedron Lett.*, 2008, **49**, 3881.
- 13 D.-P. Liang, X. Xin, H. Gao, H.-F. Duan and Y.-J. Lin, *Chem. Res. Chin. Univ.*, 2009, **25**, 169.